

APLOMBTECH
**SMART
PRODUCTS**

Innovation | Energy efficiency | Quality



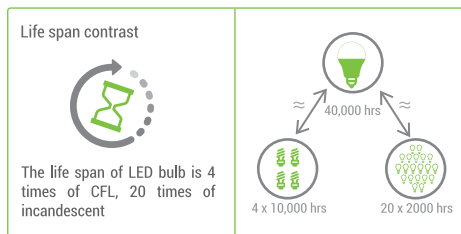
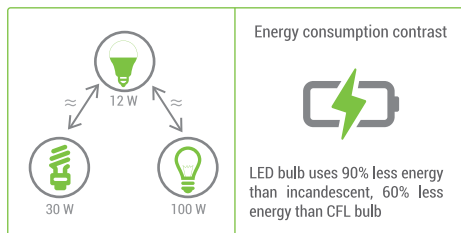


SMART DIMMABLE LED

Brightness! Your Wish

AplombTech BD brings an ideal replacement of existing lighting system in market. Our innovative technologies are the key differentiator for general LED, CFL, incandescent in terms of performance, compatibility and light output.

SMART DIMMABLE LED



100% pure white light



Features

- > Dimmable and controllable using conventional dimmer (fan regulator)
- > Higher efficiency, low heat generation
- > Life span: 40,000 Hours
- > Compatible with smart switch
- > Integratable to smart green buiding solution



Eye Friendly



Instant Start



Energy Saving



Lead Free



Radiation Free



Mercury Free

Specifications

| | |
|----------------------------------|-------------------------|
| Wattage | 5W, 7W, 9W, 12W |
| Dimmable | Yes (2 W - 12 W Linear) |
| Base | B22/E27 |
| Operating Voltage | 110-250 V AC |
| Frequency | 50/60 Hz |
| Power Factor | ≥ 0.99 |
| Efficacy | 130lm/W |
| Color Rendering Index | ≥ 80% |
| Total Harmonic Distortion | ± 5% |
| Full Brightness | 1625 Lumen |



SMART RAINBOW

Feel The Color

Make your room colorful using our featured color option. Enjoy white balanced light and colored light with dimming feature and control from mobile apps.



SMART RAINBOW



Features

- › Colorful lights with white light option
- › Dimmable & suitable for smart home
- › Integratable to smart green buiding solution
- › Can be controlled remotely by mobile app
- › Choose color for own comfort
- › Easy to install
- › Life span: 40,000 Hours



Eye Friendly



Instant Start



Energy Saving



Lead Free



Radiation Free



Mercury Free

Specifications

| | |
|----------------------------------|-------------------------|
| Wattage | 12W |
| Dimmable | Yes (2 W - 12 W Linear) |
| Base | B22/E27 |
| Voltage Range | 110-250 V AC |
| Frequency | 50/60 Hz |
| Power Factor | ≥ 0.99 |
| Efficacy | 130lm/W |
| Color Rendering Index | ≥ 80% |
| Total Harmonic Distortion | ± 5% |
| Full Brightness | 1625 Lumen |



SMART MAGIC

Your Presence Glows

Smart Magic Light detect human presence/movement to turn itself ON/OFF automatically and thus saves energy



Lead Free



Radiation Free



Mercury Free



Energy Saving

SMART MAGIC



Features

- › Detect the presence/movement of human & switch on/off light automatically.
- › Super energy efficient & easy installation.
- › Detectable range: 10m
- › Coverage angle: 120°
- › Negligible standby power to detect human presence
- › Longevity of service and minimal maintenance

Specifications

| | |
|---------------------------|-------------|
| Base | B22/E27 |
| Voltage Range | 110-250V AC |
| Frequency | 50/60 Hz |
| Power Factor | ≥ 0.99 |
| Efficacy | 130lm/W |
| Color Rendering Index | $\geq 80\%$ |
| Total Harmonic Distortion | $\pm 5\%$ |
| Full Brightness | 1625 Lumen |



SMART SWITCH

Touch Works

It is an intelligent switch that can be controlled from home or remotely using internet. The user interface of the smart switch is based on touch screen.

Available on the iPhone
App Store

ANDROID APP ON
Google play

SMART SWITCH



Features

- › Manage and control from anywhere using mobile app
- › Sophisticated manual control system using capacitive touch
- › Scratch proof, tampered glass panel
- › Elegant design touch screen switch board
- › Easy to install, mount and operate
- › No risk of sparking/electric shock (even with wet hand)
- › No risk of firing (thermal shut down)
- › Short circuit protection
- › Indicator helps to locate switch board even at dark place
- › Integratable to smart green buiding solution
- › Authorized Multiple user can control same switch

Specifications

| | |
|--|----------------------------|
| Voltage Rating | 230V AC 50Hz |
| Power Consumption | ≤ 1.0W |
| Load Limit (all channel loaded condition) | 100W/channel |
| Communication | Wireless (2.4GHz) |
| Dimension | 86mm×86mm |
| Load Type | CFL, LED, Ceiling Fan etc. |



SMART METER

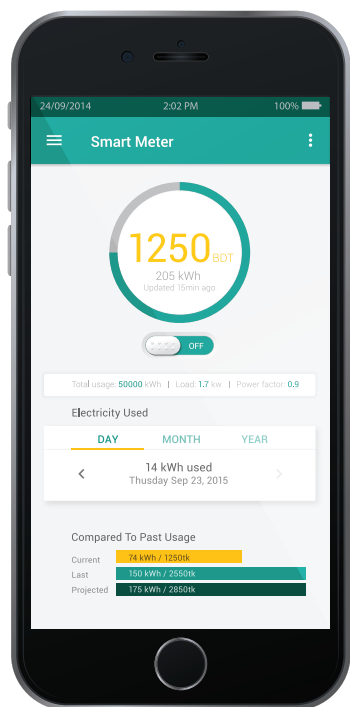
Saving Energy

AplombTech Smart Energy Meter will give you more control to manage and view energy usage. Our meter measures energy consumption accurately and helps to improve complete energy management system for consumer as well as for distributor.

Available on the iPhone
App Store

ANDROID APP ON
Google play

SMART METER



Features

- Applicable for both prepaid or postpaid metering
- Real time energy and bills monitoring
- Secured bill payment using smart phone app
- Warning and load limit setting option
- Connecting/disconnecting entire load using mobile application
- Managing power utilization and reducing energy consumption
- Tamper proof solution

Specifications

| | |
|-----------------------|-------------------------------|
| Voltage Rating | 230V AC |
| Current Rating | 10(60) A |
| Frequency | 50 Hz |
| Class | 0.1 |
| Phase | Single Phase |
| imp/KWh | 1600 |
| Dimension | 174.50 mm × 112 mm × 74.71 mm |
| Operating Temperature | -40°C~70°C |
| Communication | GPRS/GSM |



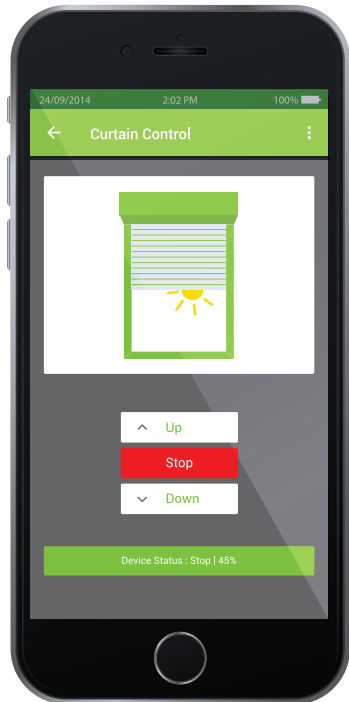
SMART CURTAIN

Total Curtain Control

AplombTech BD brings easy-to-install solution for motorized smart curtain. Our smart curtain can be used conveniently through touch switch and mobile application.



SMART CURTAIN



Features

- › Full control of curtain using mobile app
- › Automatic curtain operation according to light requirement
- › Operating mode selection from mobile app
- › Improve living comfort
- › Integratable to smart green buiding solution
- › Useful for office, home, hotels etc.

Specifications

| | |
|---------------|-------------------------|
| Power Rating | 220-240V AC 50Hz |
| Torque | 1Nm |
| Speed | 20 cm/s |
| Type | Curtain/Vanishing Blind |
| Communication | Wireless (2.4GHz) |
| Size | Customizable |

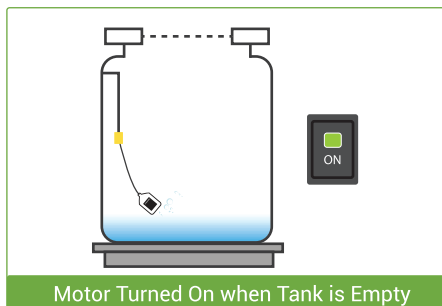
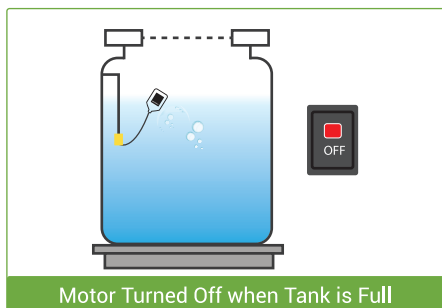


SMART TANK

Tank Thinker

Our advanced Water Level Controller provides automated service and different measurement for pump with intelligence and proper information.

SMART TANK



Features

- › Automatically turns on/off pump motor according to water level
- › Applicable for both single phase and three phase motor
- › Applicable for both single/double tank
- › Highly efficient, easy to install & no maintenance cost
- › Reduce energy consumption

Specifications

| | |
|----------------------------------|--|
| Operating Voltage (Single phase) | 220V AC 50Hz |
| Operating Voltage (Three phase) | 220V AC coil only |
| Maximum Load | Current 8A (Single phase) 220V AC Coil (Three phase) |
| Operating Temperature | -40°C to +85°C |
| Motor Specification | 1/6 hp to 2 hp (Single phase motor) Magnetic Conductor with 220V AC coil (Three phase motor) |



SMART CAMERA

Third Eye

Our Smart Home Automation incorporates security systems to make your home more secure



SMART CAMERA

Features

- › 720p video capturing and streaming capability
- › 5 Megapixel image sensor
- › Night vision feature improves visibility in low light conditions
- › Record mode: both continuous and detection event
- › Alarm setting option with security time period enabled
- › Integrated microphone and speaker, Intercom supported
- › Internet video call using smart phone app
- › Built in wifi, Ethernet port, USB port
- › Emergency battery backup for 2 days
- › Face recognition



Specifications

| | |
|--------------------|---|
| Lens Type | Solenoid lens |
| Shutter Time | 1/3 s to 1/10,000 s |
| Diagonal Angle | 110° |
| Micro SD | 32GB |
| Network Storage | NAS, ANR |
| Supported Protocol | IPV4, P2P, UDP, TCP, HTTP, RTP/RTSP, DHCP |
| Adapter | 5V 1A |
| LiPo Battery | 3300mAh |



SMART ROUTER

Virtual Home Tour

Our smart router is useful for making your home wifi zone and act as controller for smart home solution



SMART ROUTER

Features

- › BLE mesh compatibility for smart home solution
- › Compatible to 3G/4G USB modem
- › Access to wifi router from anywhere using mobile apps
- › Time or tariff dependent task list assignment from mobile apps
- › File sharing option using USB HDD
- › Ethernet port, USB port
- › Unwanted sites blocking option

Specifications

| | |
|-----------------------------|---|
| Wireless Standard | Wi-Fi 802.11a/b/g/n |
| Wi-Fi SoC | Mediatek MT7620A @ 580MHz |
| Connection Interface | 2×10/100 Ethernet |
| Login (WAN-port) | 1×10/100 Ethernet |
| USB | 1×USB 2.0 host port |
| Firewall | + |
| NAT | + |
| Support VPN | + |
| Antenna Type | External |
| Transmission Rate | 300Mbps max @ 2.4GHz |
| Information security | WEP, WPA / WPA-PSK, WPA2-PSK, WPA2-RADIUS |
| System Memory | 64 MB DDR2 |
| Storage | 16 MB SPI flash memory |
| Power | 12V 1A |

AplombTech BD Ltd.

Sister concern of SinePulse GmbH, Germany

House: 279, (2nd Floor) Umme Kulsum 2nd Avenue
Block: C, Bashundhara R/A, Dhaka-1212, Bangladesh

+880-1706762995
+880-1706762996

info@aplombtechbd.com
www.aplombtechbd.com

